


# Line, Light and Shadows


## Continuous line drawing

Continuous line drawings are made by keeping a pen or pencil in contact with the paper for the duration of the drawing. These drawings help artists to develop their observational skills because they have to look carefully at what is in front of them.



## Pablo Picasso

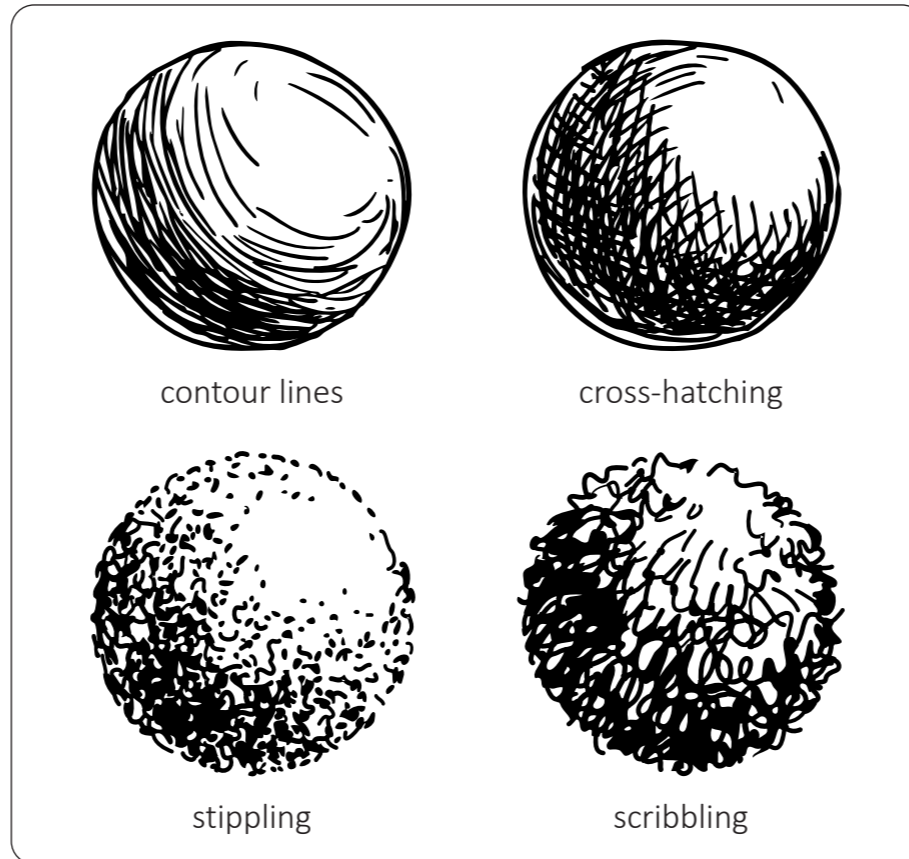
Pablo Picasso was a Spanish painter who lived from 1881 to 1973. He used many artistic styles, including the continuous line technique. He would take a complex subject and simplify it into one unbroken line.



Reproduction of Pablo Picasso's *Dog*

## Shading

Shading is a technique that artists use to give the illusion of a 3-D form on a 2-D surface. It creates form by showing areas of light and shadow. The artist typically begins with the light areas then works towards the dark shades. There are several common shading techniques.



These techniques can be used together to create different effects.



Untitled pencil drawing by Kaspar Hauser, 1829

## Pen and ink

Pen and ink can be used as an alternative to pencil. The deep colour of the ink allows the artist to create strong areas of contrast. Shading techniques can be used with an ink wash. Using an ink wash means applying ink with water and a paintbrush.



## Rembrandt



Rembrandt Harmenszoon van Rijn, simply known as Rembrandt, was a Dutch painter who lived in the 17th century. He had a love of line drawings. Many of his pieces were created using pen and ink.



*The Return of the Prodigal Son* by Rembrandt Harmenszoon van Rijn, c1642

## Black and white photography

In black and white photography, distracting colours are replaced with tones of grey. This helps the viewer to concentrate on other aspects, such as line, shape, tone, form, texture, pattern and composition. Black and white photographs make dramatic pieces because they enhance the contrast between dark and light spaces. Shadows and strong lines can also create abstract images.



## Drawing on black paper


When artists draw on black paper, they typically shade in reverse, from pitch black to medium grey to bright white marks. They do this because the black paper already provides the dark sections. These drawings create dramatic contrasts between black and white.



## Paint software

Paint software can be used to record and edit images. For example, photographs can be uploaded and converted into drawings.

The software has various tools, such as brushes, pens and the paint bucket for filling areas. It also has more advanced applications, such as the opacity slider, blending brush and colour picking tool, which allow the artist to apply shade and transition between tones.



## Glossary

<b>abstract</b>	Abstract art consists of shapes and patterns rather than realistic representations of objects.
<b>composition</b>	How the subjects of a picture are arranged.
<b>contrast</b>	The degree of difference between the lighter and darker parts of an image.
<b>form</b>	The three-dimensional aspect of a picture.
<b>observation</b>	The process of watching something carefully.
<b>opacity</b>	The degree to which an object cannot be seen through.
<b>shade</b>	Shadows in a picture.
<b>texture</b>	The way something feels.
<b>tone</b>	A lighter or darker shade of the same colour.