

Sunshine and Sunflowers



Read through the activities with your child. You can do all of the activities or choose the ones that they find the most interesting.

Activities

1. Go outside and see if you can spot any of these things in your garden or local park. Draw a picture or take a photograph of the place you visited.




sunshine




ladybird



bumblebee



butterfly



flowers



caterpillar

What I saw outside



2. Pick a daisy. Dismantle the daisy by pulling the flower off the stem. Then, carefully remove the petals from the flower. Draw a picture of the daisy's parts and label them.

My daisy

Useful words

- flower
- leaf
- petal
- stem



3. Sow some cress seeds in an empty eggshell filled with compost. You can even decorate the shell with a face. Observe the cress as it grows. Draw pictures of the changes that you see happening or take photographs.

Growing cress



4. Look at this picture of beautiful sunflowers. Create a sunflower painting or picture and add a photograph of it below. You could also visit the CBeebies website and listen to the Enna Gee's Adventures podcast, *Here Comes The Sunflower*, as you paint or draw.



My sunflower picture




5. Make a butterfly feeder by putting some ripe, mashed fruit on a plate. Place the plate somewhere sunny. Quietly watch the plate and see if any butterflies come to feed on the fruit.

Did any butterflies feed on the fruit?

What did the butterflies look like?

6. Watch *Butterfly: A Life* by National Geographic on YouTube to see how a caterpillar becomes a butterfly. Then, label this picture to show the different stages of a butterfly's life cycle.



Useful words

- butterfly
- caterpillar
- chrysalis
- egg



7. There are lots of different animals living in your garden and local environment. Have a look under leaves, rocks and stones and tick off the animals you find. Remember to treat the animals you find with care.




ant



beetle



butterfly



caterpillar



centipede



earthworm



honey bee



ladybird



slug



snail



spider



woodlouse

What other animals did you find?



8. When you go outside to play on a sunny day, it is important to stay safe in the sun. Draw a picture of the things you do to stay safe. Use the useful words to help you label your picture.

Being safe in the sun

Useful words

- shade
- sun cream
- sunglasses
- sun hat
- water



9. Take a favourite teddy or toy for a picnic lunch. Draw and label the food you ate.

My picnic lunch



- 10.** Finish your home learning by explaining to an adult what you have learned about growing plants, the animals that live in your locality and how to stay safe in the sun.

What do plants need to grow?

What animals live in our gardens and local area?

How can you stay safe in the sun?



Useful websites

CBeebies – Get in the garden with CBeebies!

CBeebies – Grow together at home!

CBeebies – CBeebies Radio Gardener podcast

CBeebies – Minibeast Spotter

Natural History Museum – How to make a simple butterfly feeder

Butterfly: A Life – National Geographic

Good reads

Title	Author	ISBN
RSPB My First Book of Garden Bugs	Mike Unwin	9781408114155
RHS How Does a Butterfly Grow?	DK	9780241355466
RHS I Can Grow a Sunflower	DK	9780241301814
Errol's Garden	Gillian Hibbs	9781786280848
The Very Hungry Caterpillar	Eric Carle	9780140569322
My Butterfly Bouquet	Nicola Davies	9781526361318

