










My Year 2 Writing Checklist

	Working at the Expected Standard, I can:	
1	Form my letters so they are a correct size and shape.	ABC abc
2	Use spaces between my words which reflects the size of my letters.	
3	Use capital letters correctly and full stops, question marks or exclamation marks to end my sentences.	 ● ? !
4	(Co-ordination) Join words and clauses with: and, but, or	+
5	Use expanded noun phrases. E.g. The <u>shiny, red</u> car. The <u>delicious, gooey</u> cake.	
6	Use the correct choice of tense.	
7	Segment words into phonemes and represent with graphemes spelling most correctly.	ch/ai/n - chain
8	Spell common exception words	
9	Write about real events, simply and clearly.	
10	(Subordination) Join words and clauses with: when, if, that, because	● ● ●
11	Begin to use apostrophes for contraction.	Can't
12	Begin to use commas in a list. E.g. Please take your pencil, ruler and crayons from your drawers.	,
13	Begin to use some diagonal and horizontal strokes needed to join letters.	
14	Begin to use the singular possessive apostrophe E.g. Ben's jumper. The dog's collar.	,
15	Re-read to check my writing makes sense.	
16	Proof read to check for errors in spelling, punctuation and grammar.	

Year 2	
Working at the Greater Depth Standard, after discussion with my teacher, I can:	
Write effectively and coherently for different purposes, drawing on my reading to inform the vocabulary and grammar of my writing.	
Make simple additions, revisions and proof-reading corrections to my own writing.	
Use the punctuation taught at key stage 1 mostly correctly, including commas for lists, apostrophes for contraction and possession in the singular form.	
Spell most common exception words.	
Add suffixes to spell most words correctly in my writing (e.g. –ment, –ness, –ful, –less, –ly).	
Use the diagonal and horizontal strokes needed to join some letters.	